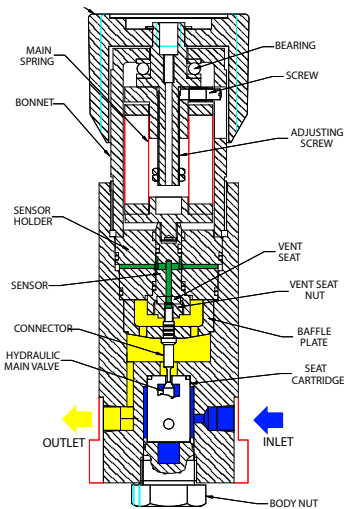


LF-692 SERIES

'Low Flow' Gas Reducing Regulator Piston Sensed for outlet control to 690bar / 10000psi



* Assembly drawing for reference only. Refer to office for specific detail.

Based on the same design features of the LF-690 Hydraulic Regulator, the LF-692 incorporates a PEEK seat for use on high pressure gases, using a range of precision machined sensing elements to provide control of pressure to 690bar. The regulator is self relieving with segregated captured vent to allow vented gases to be piped away to a safe area. The seating area can easily be accessed from the base of the regulator for speedy servicing in situ.

APPLICATIONS:

- Pneumatic Test Systems
- Aircraft Charging Carts
- Diving Systems
- Calibration Kits

FEATURES:

690bar/10,000psi inlet pressure
 PEEK seating for positive shut off on gas service
 Precision machined sensing elements
 3 Sensor ranges for combination of low torque and high sensitivity. Segregated captured vent
 316SS Panel mounting rings

STANDARD MATERIALS OF CONSTRUCTION

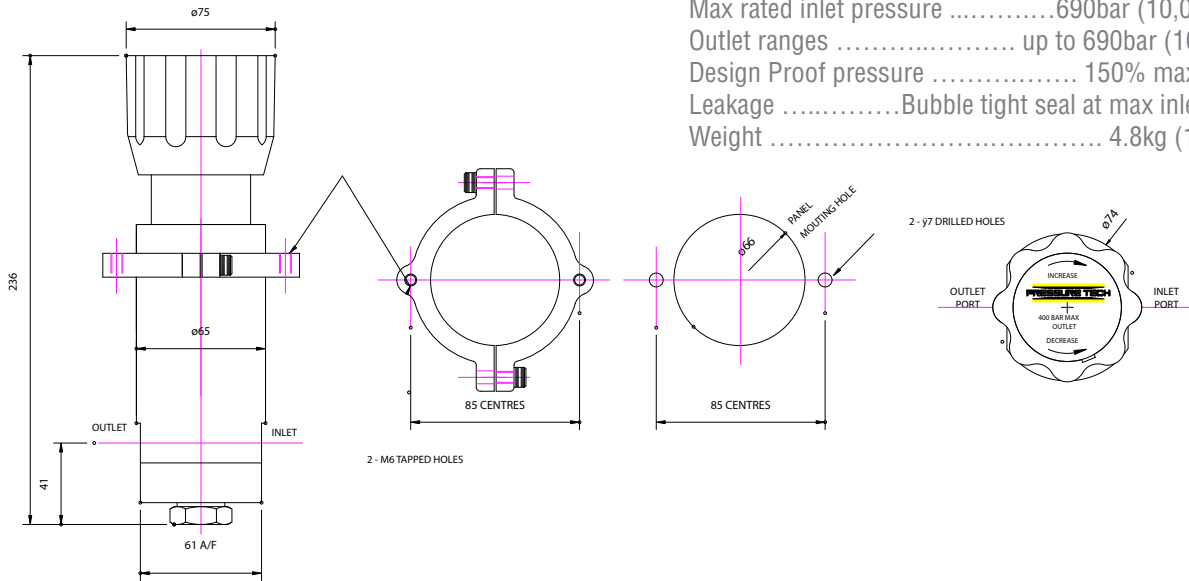
| Regulator part | Material |
|-------------------|--------------------|
| Body | 316SS or 17-4PH SS |
| Bonnet | 316SS |
| Main valve | 316SS |
| Seat Cartridge | PEEK |
| Valve spring | 302SS |
| Sensor and Holder | 316SS |
| Handwheel | Nylon |
| Baffle Plate | 316SS |
| Spring rests | 316SS |
| 'O' ring seals | NBR, Viton or EPDM |
| Adjusting screw | Alu Bronze |
| Loading Spring | Spring Steel |
| Bottom Nut | 316SS |
| Lubricant | Krytox GPL 205 |

NOTE: Product availability and specifications contained herein are subject to change without notice. Consult local distributor or factory for potential revisions and/or service related issues. // pg 1 of 2

LF-692 SERIES

'Low Flow' Gas Reducing Regulator Piston Sensed for outlet control to 690bar / 10000psi

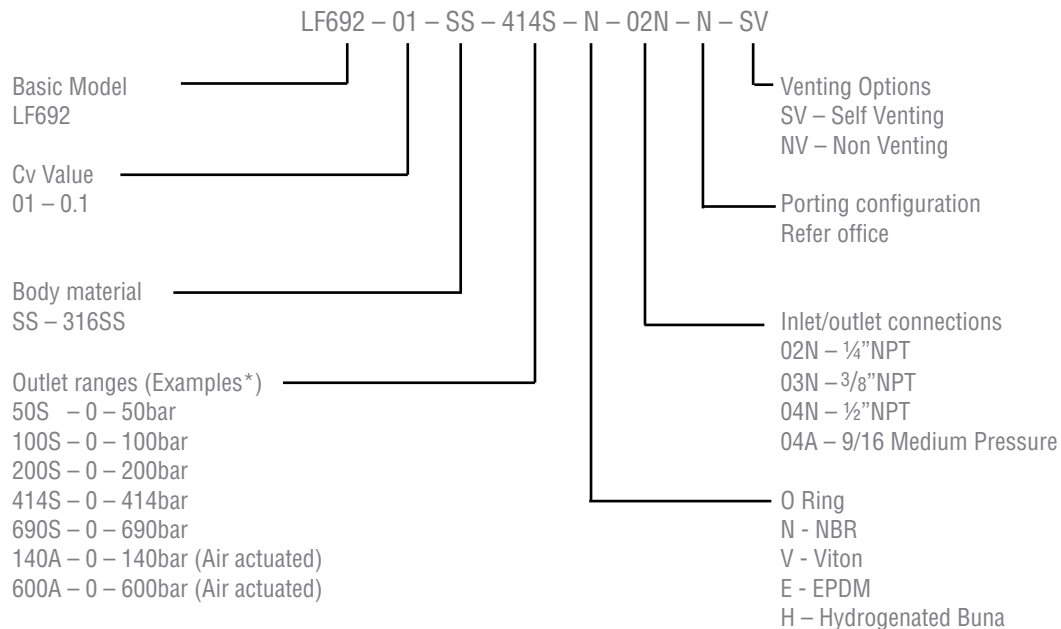
INSTALLATION DIMENSIONS:



SPECIFICATION :

Max rated inlet pressure 690bar (10,000psi)
 Outlet ranges up to 690bar (10,000psi)
 Design Proof pressure 150% max WP
 Leakage Bubble tight seal at max inlet pressure
 Weight 4.8kg (11lbs)

ORDERING INFORMATION:



NOTE: Product availability and specifications contained herein are subject to change without notice. Consult local distributor or factory for potential revisions and/or service related issues. // pg 2 of 2

PRESSURE TECH LTD, Unit 6, Graphite Way, Hadfield, Glossop, Derbyshire SK13 1QG
 Tel: +44 (0)1457 899307 Fax: +44 (0)1457 899308
 e-mail: info@pressure-tech.com

www.pressure-tech.com



Designed and built in the UK

